

Cover Joint Trim 676
External Corner Joint Trim 677
150mm Shiplap Cladding Cover Joint 678
100mm Shiplap Cladding Cover Joint 679

2 Part Corner Trim 680
2 Part Universal Trim 681
Universal Channel Trim 682
Starter Trim With Batten Cover 683

7.5mm Flat Back Skirting/Architrave 045, 065, 095 702
5.5mm Flat Back Skirting/Architrave 045, 065, 095 712
7mm Ridge-Backed Pencil Round 040, 060, 090 723
25mm x 9mm Pencil Round Fillet 607/025

28mm x 6mm D Section 607/028
12mm Quadrant 608/012
18mm Quadrant 608/019
20mm x 6mm Edge Fillet 609/020

25mm x 4mm D Section 685
28mm x 6mm Edge Fillet 686
15mm x 13mm Rectangle 687
30mm x 25mm Rectangle 688

NEW SG & PG

25mm x 20mm Rectangle 689
20mm x 15mm Unitrim 610
50mm x 50mm Flexible Angle CF100
25mm x 25mm Flexible Angle CF50

100mm x 80mm Rigid Angle CA180
100mm (2mm) x 100mm (3mm) Rigid Angle KB1023
25mm (2mm) x 25mm (3mm) Rigid Angle KB2525
40mm (2mm) x 30mm (3mm) Rigid Angle KB423

50mm (2mm) x 40mm (3mm) Rigid Angle KB523
60mm (2mm) x 40mm (3mm) Rigid Angle KB623
85mm Stubnose Cill (CD085) 85.55BV
85mm Stubnose End Cap ED085

150mm Dropnose Cill (CS150) 150.55DS
150mm Dropnose End Cap ED150
150mm Pencil Nose Cill 48mm Platform (K150/48) 150.48PS
150mm Pencil Nose Cill 57mm Platform (K150/57) 150.57PS

150mm Pencil Nose Cill End Cap KE150
180mm Classic Nose Cill (K180) 180.55CV
180mm Classic Nose Cill End Cap KE180
180mm Dropnose Cill (CD180) 180.55DV

180mm Dropnose End Cap ED180
175mm Cover Cill CC175
240mm Cover Cill CC240
Cover Cill End Cap CE240

KESTREL
rely on it

Kestrel-BCE Ltd
Billet Lane, Normanby Enterprise Park,
Normanby Road, Scunthorpe,
North Lincolnshire, DN15 9YH.

Tel: 08702 406107/08702 406197
Fax: 08702 406116
e-mail: info@kestrelbce.co.uk
www.kbp.co.uk



KESTREL[®]
rely on it

Trade Guide
www.kbp.co.uk




*Denotes product groups may be available in Mahogany, Sherwood, Black woodgrain and rosewood effect finished





K22 Series
Bullnosed Fascia Board x 22mm
150, 175, 200, 225, 250, 300, 355, 405
(355 + 405 are double edged)



Accessories for K22 and KB16 (White)
K22/693/050, K22/694/050, K22/695/250, K22/696/250, K22/696/600, K22/697/250



Felt Roof Edge Trim x 9mm
699



Fixing Channel x 9mm
661/075



Windowboard Channel x 9mm
652/010



Hollow Soffit / Cladding
1005, 1006, 3005, 3006, 3805 (Vented 10mm air gap), 661/075

NEW B & BL



KB16 Series*
Bullnosed Fascia Board x 16mm
150, 175, 200, 225, 250, 405 (405 is double edged)



Foiled Accessories for KB16 Series
KB16/694/250, KB16/695/300, KB16/696/300, KB16/697/300



O18
Ogee Fascia Boards x18mm
150, 175, 200, 225, 250, 405 (405 is double edged)



Accessories for O18 Series
O180/300, O188/300, O189/300



O42
Ogee Fascia Capping Boards x 8mm
150, 175, 200, 225, 250, 405 (405 is double edged)




Soffit & General Purpose Board Accessories
691, 6915, 692

NEW B & BL




K16 Series*
Square Fascia Board x 16mm
150, 175, 200, 225, 250, 355, 405 (355 + 405 is double edged)



Accessories for K16 and 605
6135/300, 7135/300, 648/300*, 648/600*, 649/300*, 649/600*, 650/300, 665/050, 665/250



Accessories for O42 Series
420/300, 429/300, 428/300




Convex bargeboard
K-CREST

Concave bargeboard
K-WAVE




2D Finial
K714



K Shield 263mm Eaves Protection system 1.5, 2.55 and 4.95 meters BLACK
K708

K-Shield Over Fascia vent/eaves protector with bird guard (10mm air gap) Black
K711/125 (25mm air gap)
K711



Accessories for K16 and 605
648/600, 649/600

NEW




605 Series*
Reveal Liner / Fascia Capping Boards x 9mm
100, 125, 150, 175, 200, 225, 250, 300, 405, 450, 500, 550, 600

NEW B & BL



604 Series*
Bullnosed Window / Fascia Board x 9mm
125, 175, 200, 225, 275, 405 (405 is double edged)




KG16 Fineline - Grooved Square Fascia 16mm
150, 175, 225
405/1.25 1.5 metre lengths



603 Series Soffit / General Purpose Boards x 9mm
100, 125, 150, 175*, 200, 225, 250, 300*, 330, 400*, 450, 500, 550, 600. NB: 175, 300, 400 Available with 2 finished edges


NEW DW



300mm simulated T & G Board
690/300



K-Shield Over Fascia Ventilation Strip K712 (10mm air gap) black
K712/025 (25mm air gap)
K712



K-Shield Bird Comb Filler
K713



Circular Soffit Vent
K716



Accessories for 604
653/032, 653/300, 656/250, 659/250



704 Series* Hockey Window / Fascia Boards x 9mm
150, 175, 200, 225, 250, 405 (405 is double edged)



Accessories for 704
748/300, 749/300, 753/053, 753/300



803 Series - Ventilated Soffit Boards x 9mm (10mm air gap)
100, 150, 175, 200, 225, 250, 300, 400, 450, 500, 550, 600



903 Series Ventilated Soffit Boards x 9mm (25mm air gap)
150, 200, 225, 250, 300, 400, 450



Ventilated Soffit Trim
662/025



Left Verge Cap
TCAP/LV



Right Verge cap
TCAP/RV



Round Ridge Closure
TCAP/RR



Spare Cover Cap
TCAP/CC



Spacer Tube
TCAP/SP



150mm K Clad Shiplap Vented Cladding (12.5mm air gap)
870/150



100mm K Clad Open V Joint Cladding (12.5mm air gap)
871/100




Interlocking Soffit Boards
670/150, 671/100



150mm Shiplap Cladding
670/150



100mm Shiplap Cladding
671/100



Drip Trim
674



Internal Corner Trim
675